

zu beziehen bei
sold by
www.conatex.com



LCD-Stopwatches STRATOS

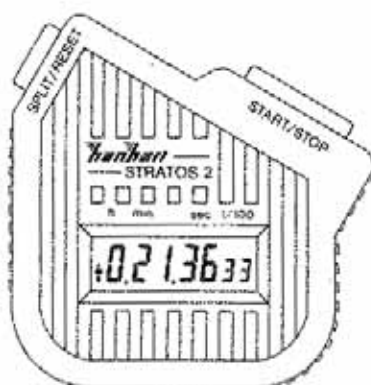
Measuring range:	9 h, 59 min., 59 sec., 99/100 sec.
Time unit:	1/100 sec.
Temperature range:	- 10° C up to + 55° C
Battery:	1 button cell 1,55 V, Type 389
Replacement of battery:	turn the round screw-plate on the rearside, change battery. Positive element (+) on top. Replace the screw-plate by turning in the opposite direction of the arrow.
Battery servicing:	about 1 year with a good quality battery.




zu beziehen bei
sold by
www.conatex.com



STRATOS 1 + STRATOS 2








- Reset:** press button *Reset*
(*Split / Reset*)
- Start / Stop**
- Start: press button *Start / Stop*
- Stop: press button *Start / Stop*
- Reset: press button *Reset (Split / Reset)*
- Addition**
- Start: press button *Start / Stop*
- Stop: press button *Start / Stop*
The time recording is interrupted,
symbol  is displayed.
Repeat as often as required.
- Reset: press button *Reset*
(*Split / Reset*)

zu beziehen bei
sold by
www.conatex.com



STRATOS 2

Split:	intermediate times
Start:	press button <i>Start / Stop</i>
intermediate time I:	press button <i>Split / Reset</i> intermediate time I is displayed. Time keeps on counting internally. This is confirmed by displayed symbol  Press again button <i>Split / Reset</i> Running time is displayed.
intermediate time II:	press button <i>Split / Reset</i> can be repeated as often as required.
Stop:	press button <i>Start / Stop</i> The displayed symbol  means that time is stopped.
Reset:	press button <i>Split / Reset</i>
1 – 2 finish:	measuring 2 short successive times.
Start:	press button <i>Start / Stop</i>
Time I:	press button <i>Split / Reset</i>
Time II:	press button <i>Start / Stop</i>
reading:	time I is immediately displayed: (symbol  ) time II = press button <i>Split / Reset</i> , symbol 
Reset:	press button <i>Split / Reset</i>